

# FOODSERVICE & MERCHANDISE Concession Trailers



**MODEL CF10** 10' x 8'  
with optional slatwall merchandise display  
and graphics



**MODEL CF10** 10' x 8'  
with optional windows,  
roof marquee and graphics



**MODEL CF14** 14' x 8'  
with optional screens, food equipment  
and graphics



**MODEL CF14** 14' x 8'  
with optional California windows, roof vent,  
air conditioner, water system, refrigerator,  
ice chest and graphics



**MODEL CF14** 14' x 8'  
with optional California windows, vent hood, LP-Gas  
system, cooking equipment, fold-out counters and  
graphics



**MODEL CF16** 16' x 8'  
with optional air conditioner,  
windows, fold-out counters and graphics



**MODEL CF16** 16' x 8'  
with optional roof vents, vent hood, awning  
marquees, gas awning assists, ballycloth skirts,  
windows, fold-out counters and graphics




**MODEL CF16** 16' x 8'  
with optional windows, roof marquee, chase lights,  
awning lamps, reverse end tongue, metal wheel  
skirts, fold-out counters and graphics



**MODEL CX20** 20' x 8'  
with optional roof vents, vent hood, pre-mix  
tower, fold-out counters, LP-Gas system, cooking  
equipment and graphics



**MODEL CX24** 24' x 8'  
with optional air conditioners, roof vents, vent hood, awning marquees,  
gas awning assists, windows, fold-out counters, metal wheel skirts, short  
ballycloth skirts, LP-Gas system, cooking equipment and graphics



**MODEL CX24** 24' x 8'  
with optional air conditioners, vent hood, windows, fold-out counters, metal  
wheel skirts, LP-Gas system, beverage and cooking equipment and graphics

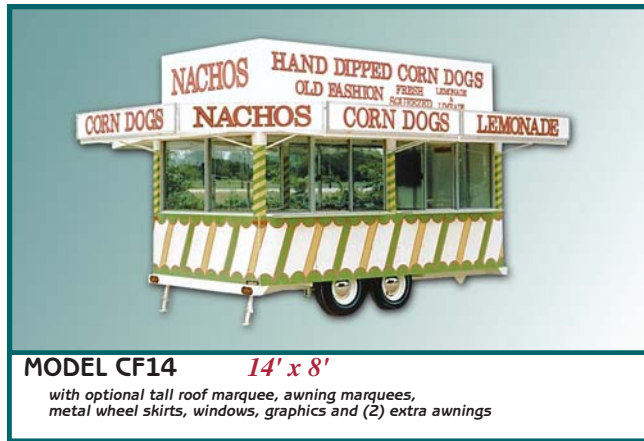


605 East Loop 340 P.O. Box 154308 Waco, Texas 76715-4308  
254/ 799-4941 FAX 254/ 799-4943 [www.supremeproducts.com](http://www.supremeproducts.com)

# Optional Equipment for Concession Trailers



Griddle & Vent Hood



MODEL CF14 14' x 8'

with optional tall roof marquee, awning marquees, metal wheel skirts, windows, graphics and (2) extra awnings



Ice Maker & Bin



Hot Dog & Bun Steamer and Microwave



Large Prepackaged Drink Bins



Steam Table




Popcorn Machine



Special California Sinks



Stainless Steel Countertops



Typical Concession Lineup

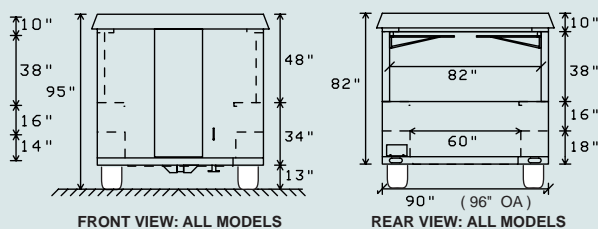
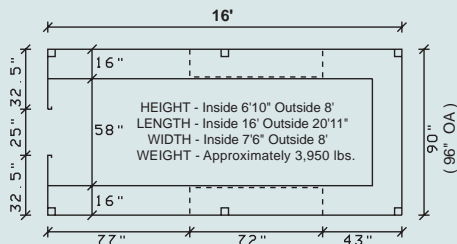
## STANDARD FEATURES Models CF10 CF14 CF16 CX20 CX24

- BODY** - 14 gauge smooth all-steel welded construction (no wood, no fiberglass, no plastic, no thin aluminum sheet).
- FRAME** - Welded tubular steel.
- AXLES/BRAKES** - Equalizing tandem assembly (single on Model CF10) with electric brakes and breakaway protection.
- TIRES** - 15" major brand radial ply.
- FLOOR** - Steel safety treadplate with drop construction for lower inside working height; washes out with hose.
- INTERIOR COUNTERS** - 14 gauge painted steel inside working counters running down both sides and rear of trailer.
- OVERHEAD SHELVES** - 14 gauge painted steel overhead storage shelves running down both sides of trailer.
- COUPLER/TONGUE** - 2" or 2-5/16" heavy duty forged steel mounted on a removable tongue assembly.
- JACKS** - One 3000 lb sidewind jack with foot and two fold-down rear stabilizing jacks.
- ELECTRICAL** - 120 volt electric system with breaker box, receptacles, double tube fluorescent lighting, and weatherproof male power inlet.
- AWNINGS** - 16 gauge cross-broke steel with inside latches and steel support arms.
- LIGHTS** - Running lights meeting all DOT/ICC requirements.
- PAINT** - White acrylic enamel over corrosion-resistant primer.

A complete line of food & beverage equipment is available for trailers and carts

Call or FAX to receive a copy of our free Catalog

TOP VIEW: 16' x 8' MODEL CF16 without options



FRONT VIEW: ALL MODELS

REAR VIEW: ALL MODELS